

# HOW TO SET UP MICROSOFT 2-FACTOR AUTHENTICATION



## WHY 2 FACTOR AUTHENTICATION

- **Enhanced Security:** Two-factor authentication adds an extra layer of security beyond just a password. Even if someone manages to obtain your password, they would still need the second factor (such as a code from an authenticator app) to access your account.
- **Protection Against Unauthorized Access:** 2FA helps prevent unauthorized access to your Microsoft account, especially in cases where passwords might be compromised through data breaches or phishing attacks.
- **Safeguarding Personal Information:** Your Microsoft account likely contains sensitive personal information, such as emails, files, and possibly payment details. Enabling 2FA helps protect this information from falling into the wrong hands.



- **Mitigating Credential Stuffing Attacks:** With the prevalence of data breaches on various platforms, many users reuse passwords across multiple accounts. Enabling 2FA on your Microsoft account can mitigate the risk of credential stuffing attacks, where attackers use known username/password combinations from breaches to attempt unauthorized access to other accounts.
- **Compliance Requirements:** In some cases, compliance standards or organizational policies may require the use of two-factor authentication to meet security requirements and safeguard sensitive data.

## 3-STEP SETUP

1

Logging Into  
Your Microsoft  
Account

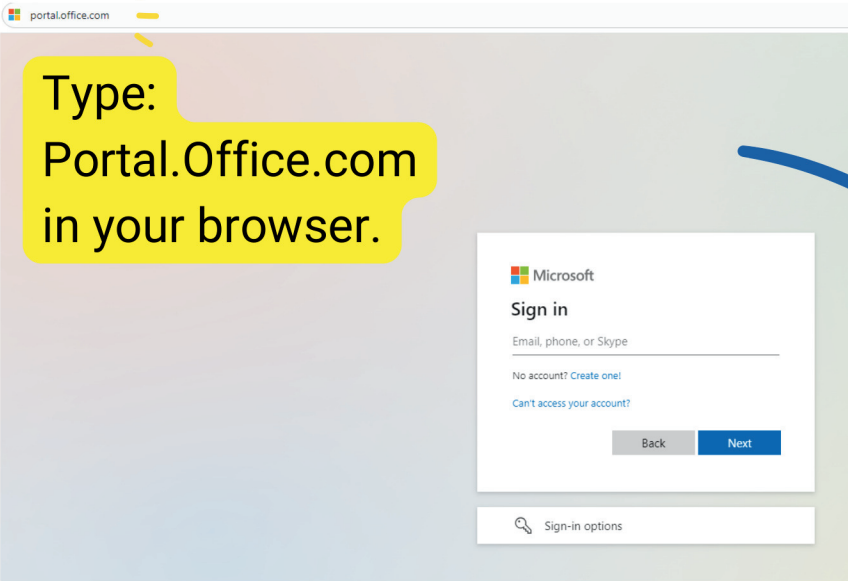
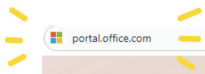
2

Installing and  
Activating the  
App

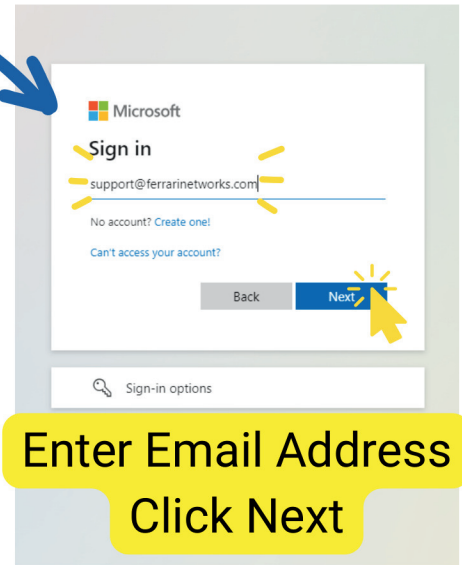
3

Syncing the  
App with Your  
Microsoft  
Account

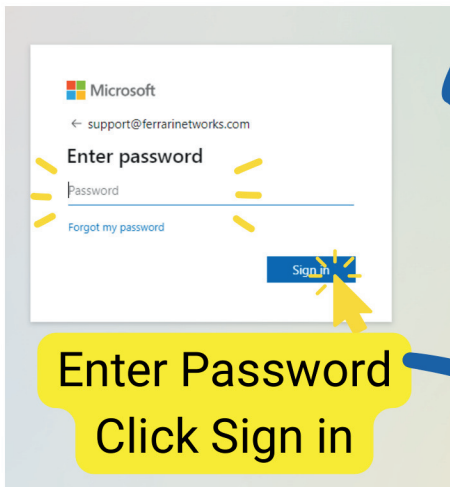
# STEP 1:



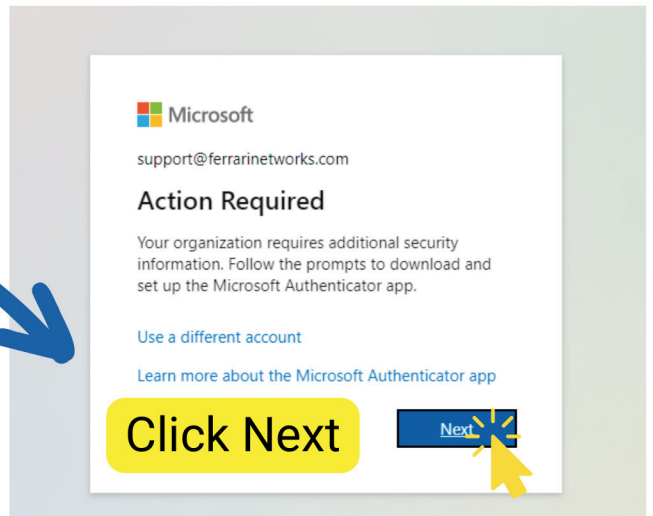
Type:  
Portal.Office.com  
in your browser.



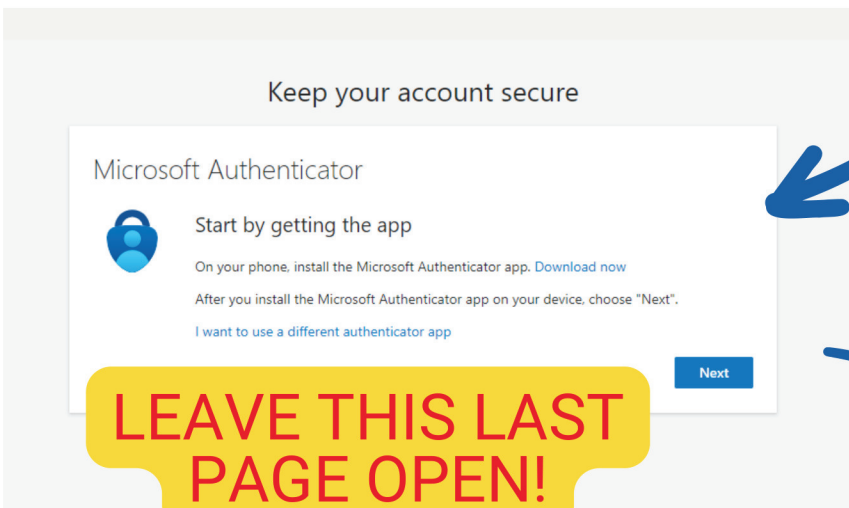
Enter Email Address  
Click Next



Enter Password  
Click Sign in



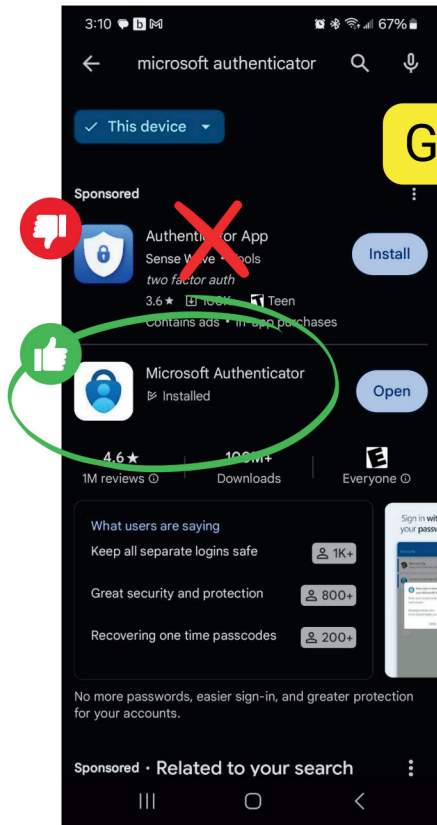
Click Next



LEAVE THIS LAST  
PAGE OPEN!

Grab your phone  
and go to Next  
Page, Step 2.

# STEP 2:

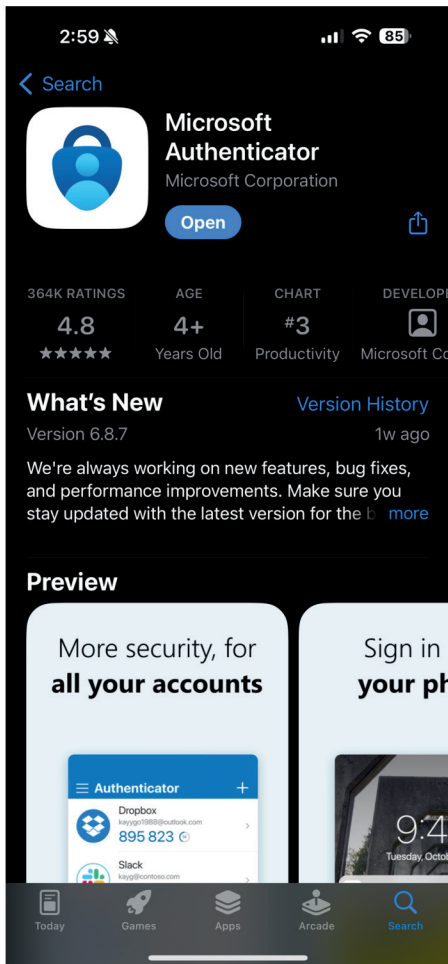


Go to your App Store and Search: "Microsoft Authenticator"

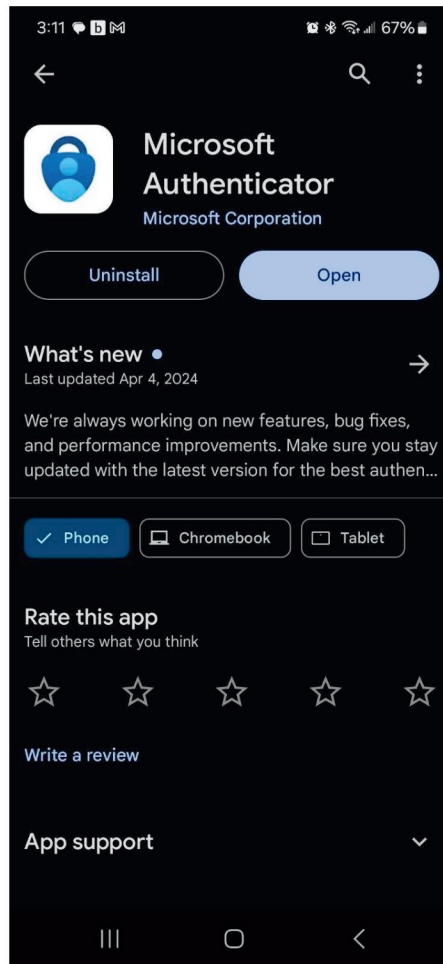
When you search for the app, you might see others that look similar.

Be Sure to Select the Correct App!

## IPHONE



## ANDROID



The App will be the same on an iPhone or Android

Click Install

(These say open because they are already installed on the sample phones.)

Once installed, go to Next Page, Step 3!



# STEP 3:

## Getting the App and computer communicating.

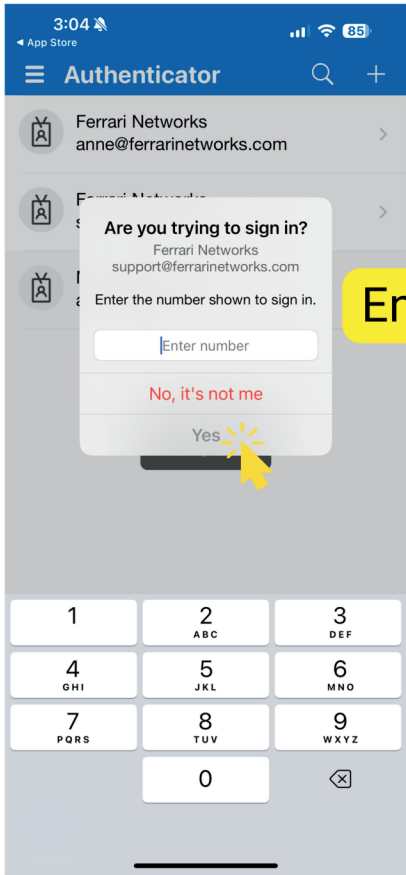
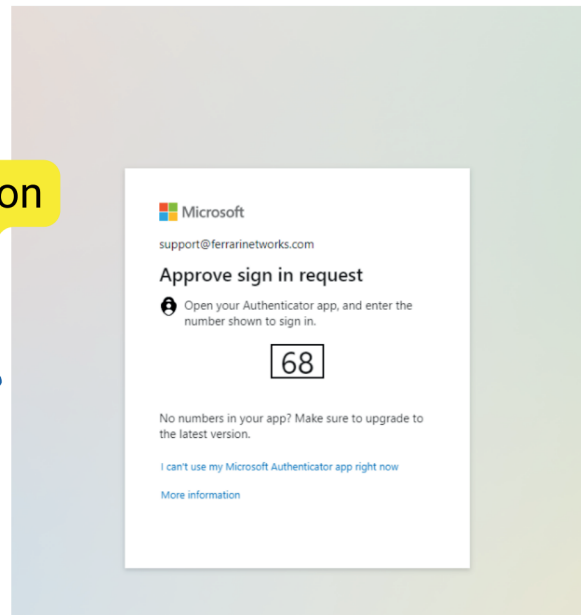




# ALMOST FINISHED!

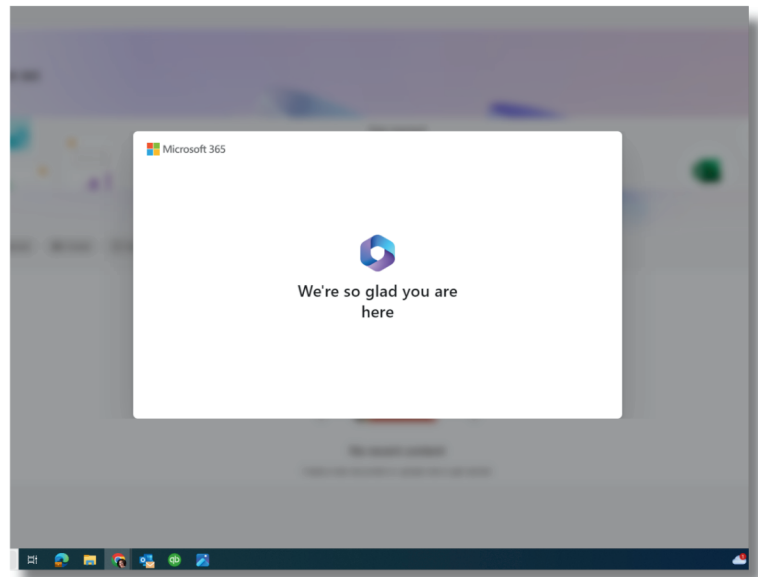
Approve sign-in request.

This will be your 2-factor Authentication code to sign in. This code will be **different** each time you log in.



Enter this code in your app. Click Yes

## YOU ARE NOW SET UP!



Any Questions or Need Help: Email us at

[support@ferrarinetworks.com](mailto:support@ferrarinetworks.com)



Follow us on Facebook @Ferrarinetworksinc

[www.ferrarinetworks.com](http://www.ferrarinetworks.com)